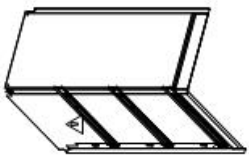
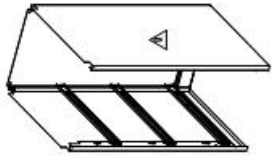


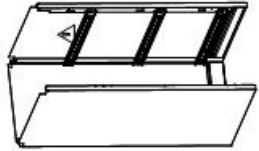
STEP 1



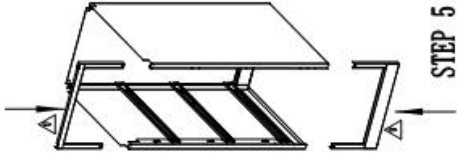
STEP 2



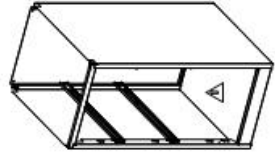
STEP 3



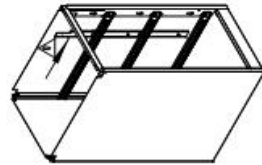
STEP 4



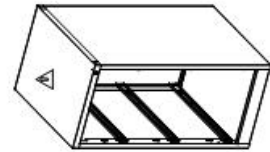
STEP 5



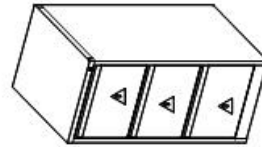
STEP 6



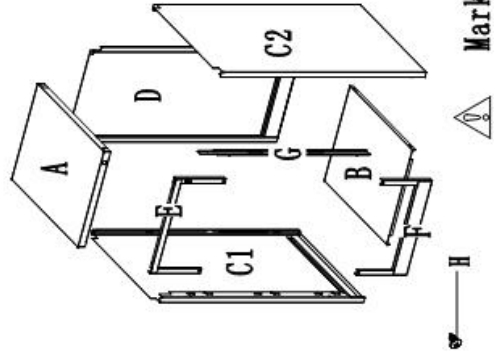
STEP 7



STEP 8



STEP 9



⚠

A	B	C1	C2	D	E	F	G	H
top board	bottom board	left side board	right side board	back board	top frame	bottom frame	link	screw
1pcs	2pcs	1pcs	1pcs	1pcs	3pcs	1pcs		

⚠ Mark of installing section components

# Installing diagram



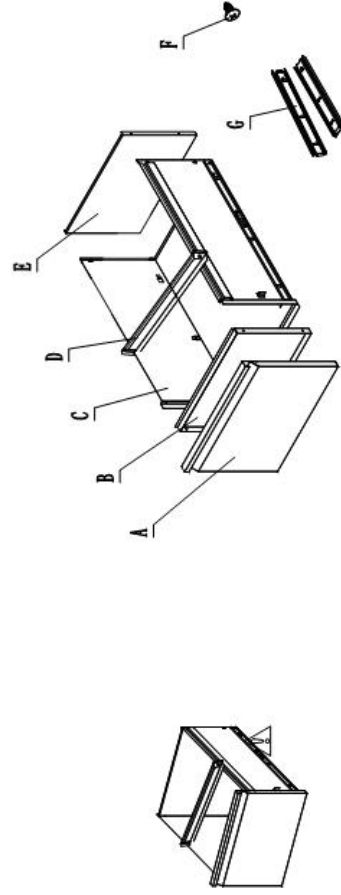
STEP 1

STEP 2

STEP 3

STEP 4

STEP 5



Packing List			
Name	Quantity	Name	Quantity
A	3	F	6
B	3	G	3
C	3		
D	3		
E	3		

STEP 6

▲ Mark of installing section components